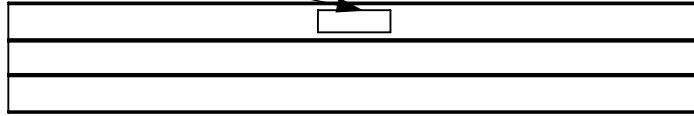
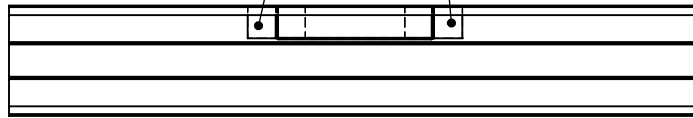


Mortar Box

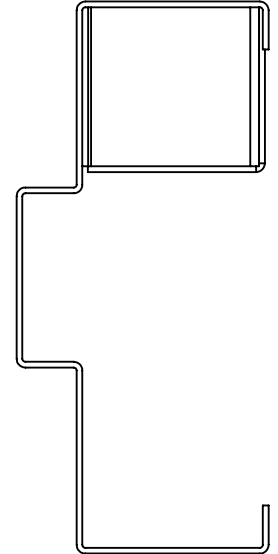
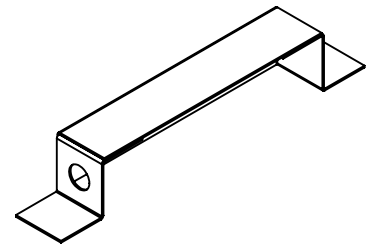
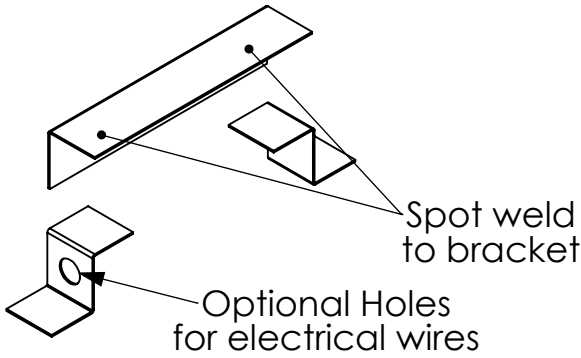
Cutout sizes vary



Spot weld to frame

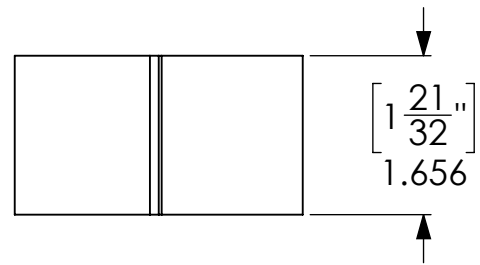
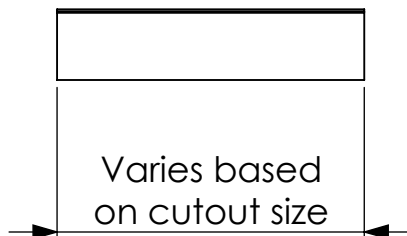


16 Gauge



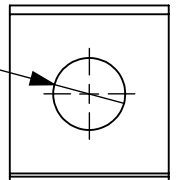
$\left[1 \frac{13}{16}\right]$
1.813
(typical 2" face)

$\left[1 \frac{23}{32}\right]$
1.719



$\left[1 \frac{1}{2}\right]$
1.500

$\left[\frac{3}{4}\right]$
Ø 0.750
(TYP)*



$\left[1 \frac{13}{16}\right]$
1.813
(typical 2" face)

$\left[1 \frac{9}{16}\right]$
1.560

*If conduit hole is needed, customer must specify if it is not 3/4" and conduit direction